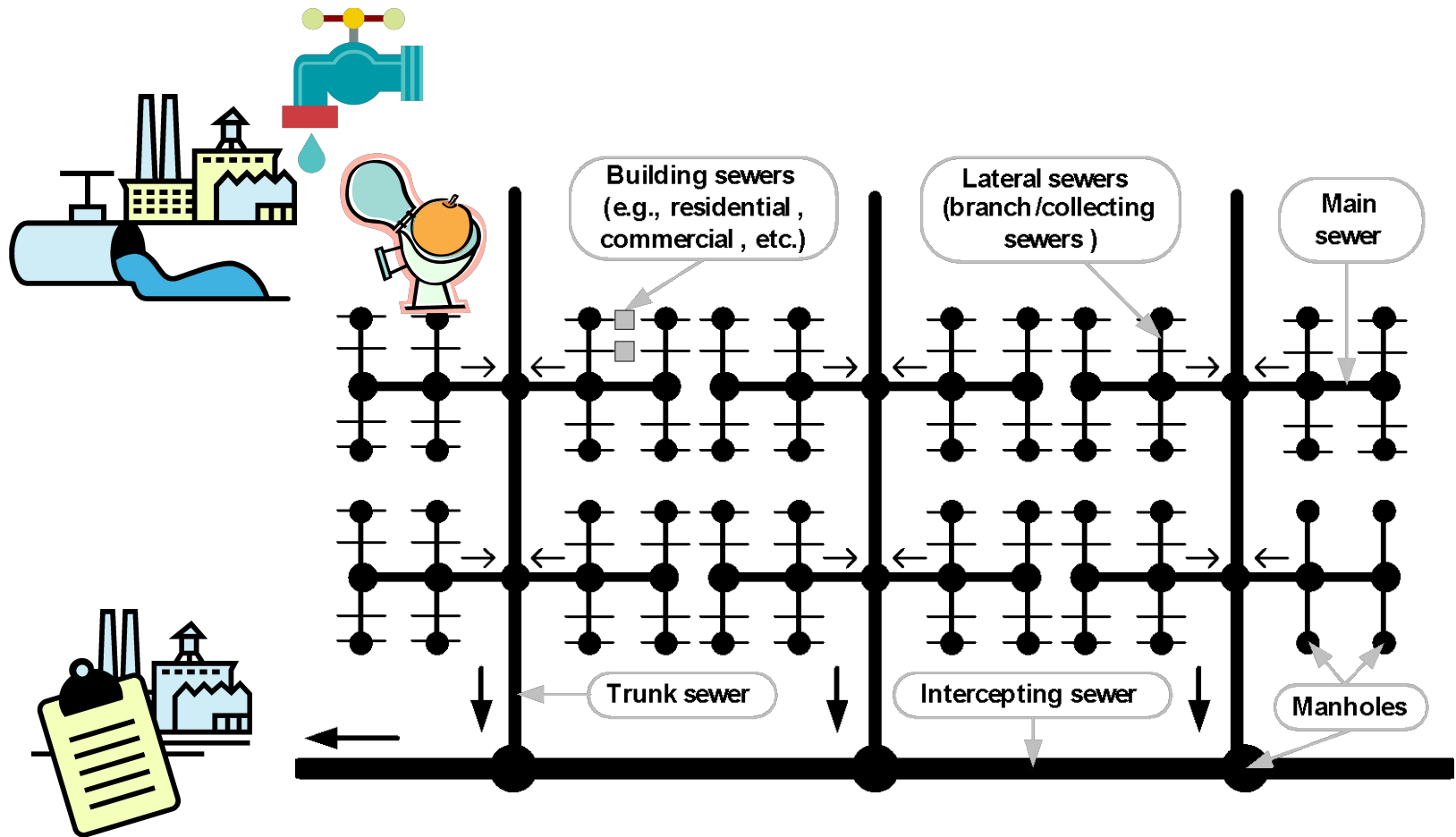


SewerSnort: A Drifting Sensor for In-situ Sewer Gas Monitoring

Jihyoung Kim, Jung Soo Lim, Jonathan Friedman[#]
Uichin Lee, Luiz Vieira, Diego Rosso^{*},
Mario Gerla, Mani B Srivastava[#]

UCLA CS, UCLA EE[#], UCI CE^{*}

Wastewater Collection System (WCS)



Treatment plant

Aging WCS

- High maintenance and replacement cost: **1.6 trillion in 1996**
- Soaring frequencies of system failure – over **1.3 trillion gallons of untreated wastewater** was discharged to rivers or oceans in 2001
- Untreated sewer endangers public health and nature



manhole



sewer overflow



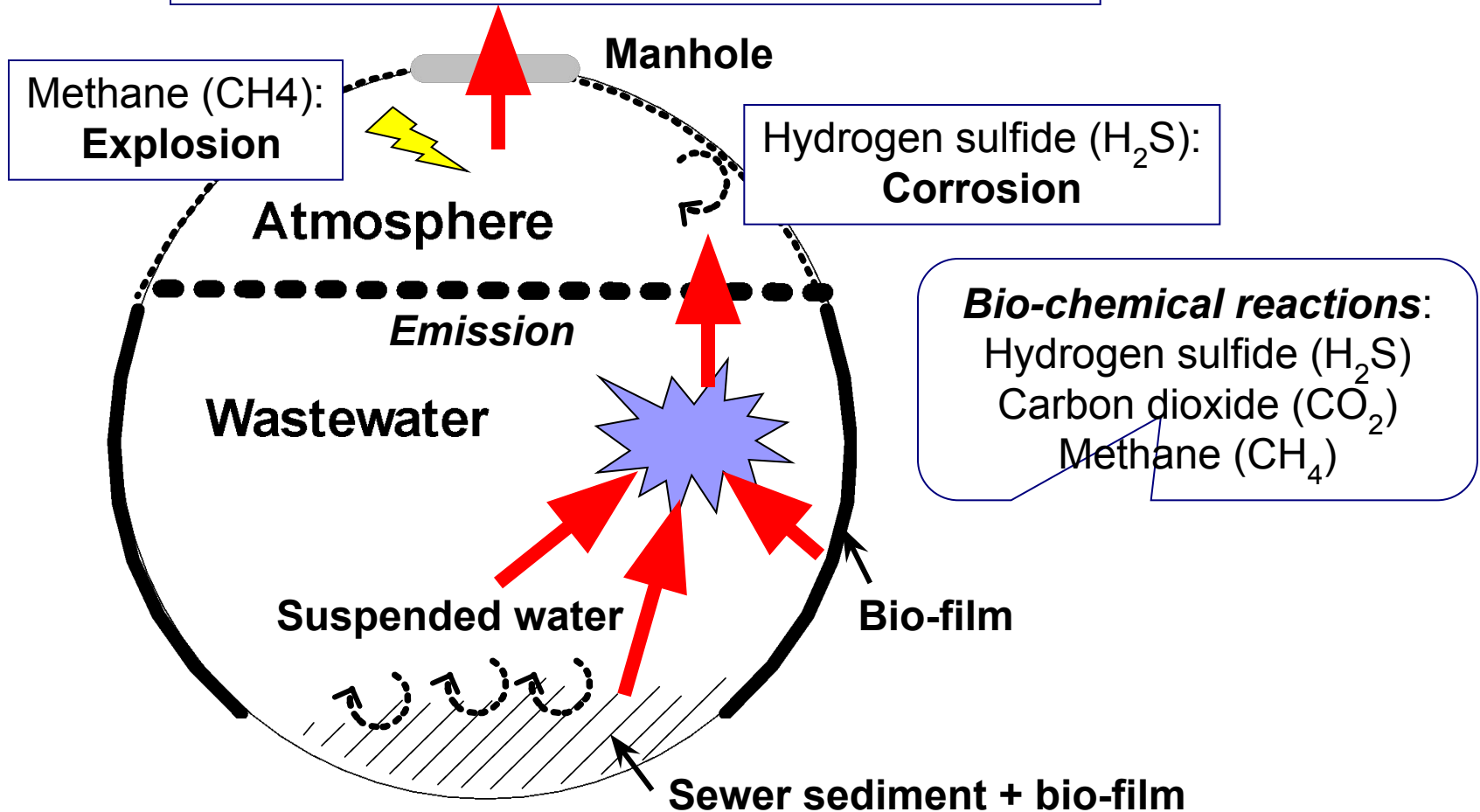
pollution

WCS Monitoring

- Hazardous and unfriendly environment makes WCS monitoring greatly **difficult and expensive**
- Current WCS monitoring practices:
 - Pipe damage detection (e.g., smoke/fluorescent dyes)
 - Flow monitoring at strategic locations (e.g., flow meter)
 - Sediment control (e.g., flushing/chemical treatments)
 - Toxic sewer gas detection (e.g., hydrogen sulfide, methane)
 - **Insight: sewer gas is a key indicator of sewer conditions**

Sewer Gas: Causes and Results

Hydrogen sulfide (H_2S): **Malodor/Health Threat**
Carbon dioxide/Methane (CO_2/CH_4): **GHG**

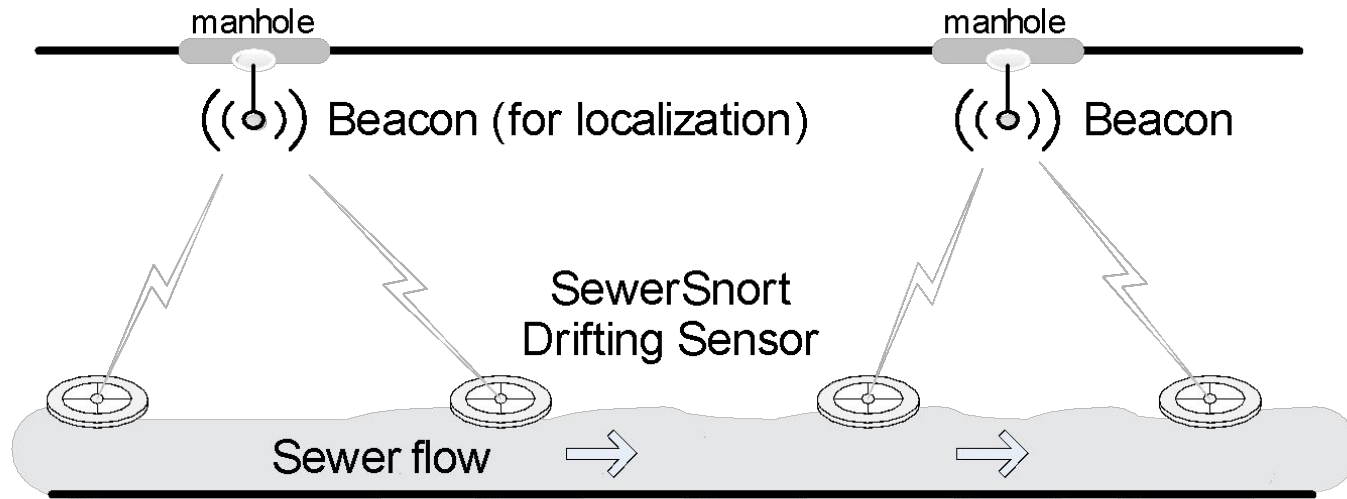


Motivation: In-situ Gas Monitoring

- Problems with current sewer gas monitoring practices
 - Only focuses on gas detection to avoid potential health threats
 - Limited sewer coverage
 - Portable gas detector carried by a sewer worker
 - Detector installation at strategic places (e.g., pumping station, treatment plant)
- Goal: develop an urban scale gas monitoring scheme
 - Scalable (LA has over 12,000 Km sewer pipes)
 - Deployable with reasonable cost
 - Independent of pipe profile (e.g., circular, oval, or square type)


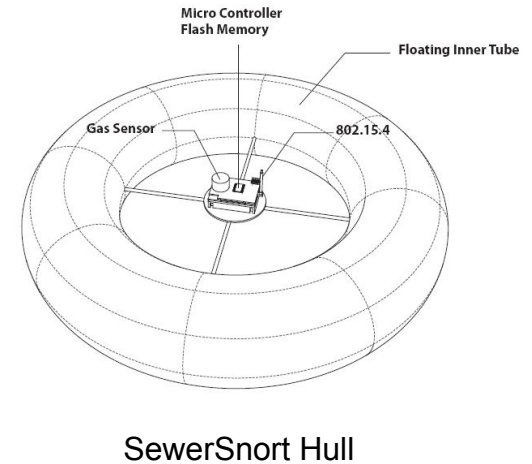
SewerSnort Drifting Sensor

- Gas monitoring using drifting sensors
 - Sensor dispensed upstream
 - Data collection downstream (treatment plant)



SewerSnort System

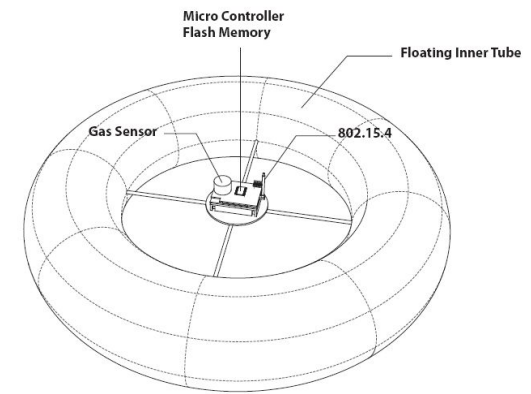
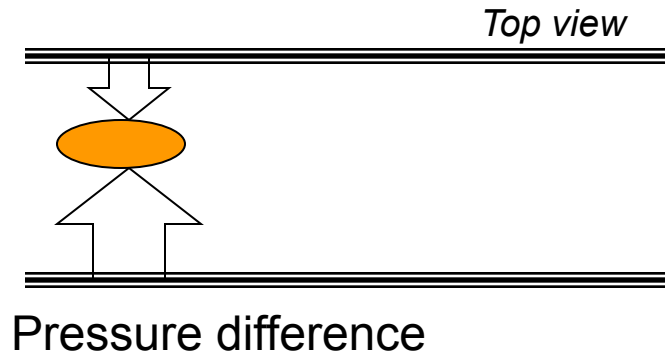
- Sensor node design
 - Hull design
 - Hydrogen sulfide (H_2S) gas sensing unit
- In-sewer localization
 - Sensor data geo-tagging



SewerSnort: RAE 032-0102-000 electrochemical sensor and custom Analog Front End (AFE)

Hull Design: Inner Tube Shape

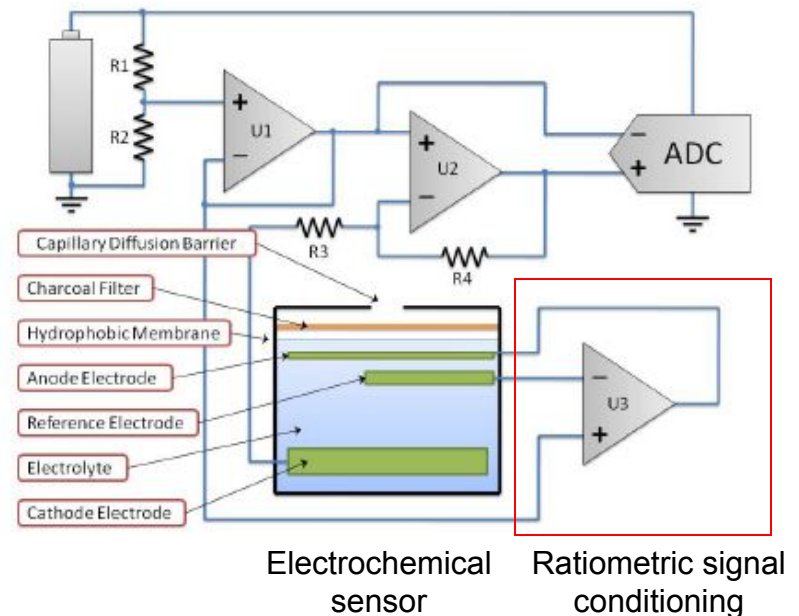

- Drifter travels along a sewer without motion control
- Drifter suffers from bank suction:
 - Happens when a vessel is not on the center of a pipeline
 - Asymmetric flow speed causes pressure difference that pushes the vessel toward the side of the pipeline
- SewerSnort uses inner tube shape, rolling along the sewer pipe



SewerSnort Hull

Gas Sensing Unit

- **Electrochemical sensors:** produce an electrical current proportional to gas concentration
- Stable/constant voltage is a must to maintain the calibration curve as SewerSnort is “battery-powered”
- **Ratiometric signal conditioning**
 - Generate reference voltage: fixed ratio of battery voltage
 - Use this reference potential to maintain the regulated output voltage



In-sewer Localization

■ RSSI-based localization

- Periodic beacons from ZigBee radios on sewer manholes
- Radio propagation model for concrete storm drain pipes: $RSSI(d) = P_{tx} - \alpha * d - A_{CL}$ (in dB)
 - α : conductivity of a sewer pipe
 - A_{CL} : antenna coupling loss

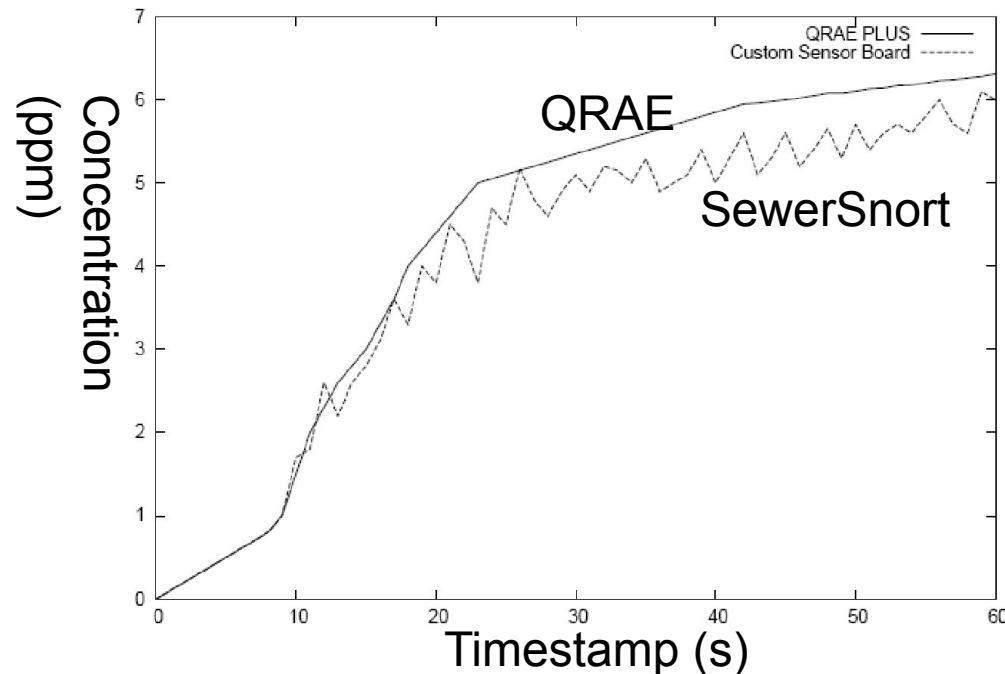
■ SewerSnort: off-line location computation

- While drifting, collect RSSI samples
- At the end, perform de-noising (or smoothing) using Empirical Mode Decomposition (EMD), and use a calibrated propagation model for geo-tagging

Lab Experiments:

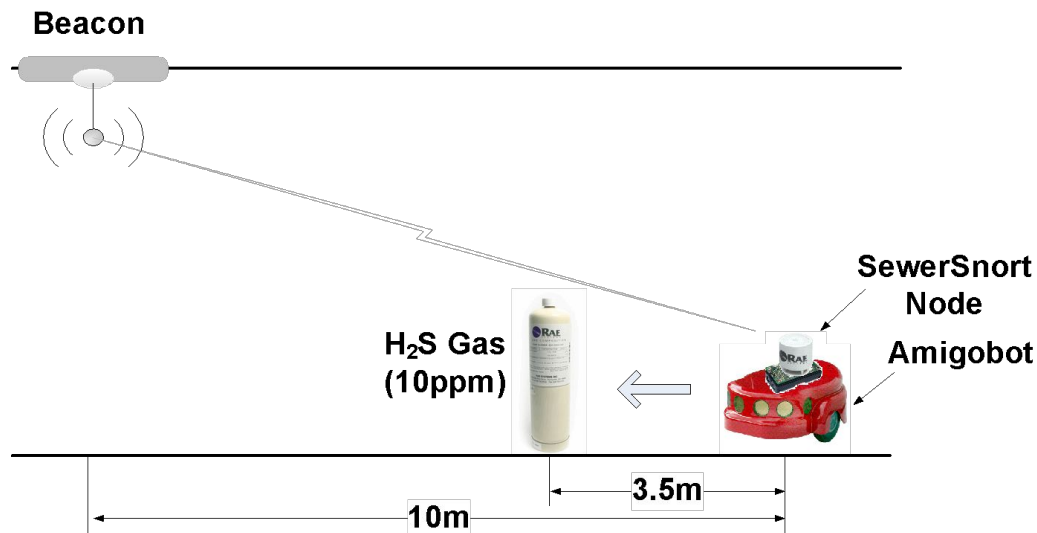
SewerSnort H₂S Sensor Board

- H₂S lab measurement in an air tight container
- Comparison with commercial gas detector, QRAE Plus



Field Experiments: *SewerSnort Mobile Scenario*

- Pipeline company yard in CA*
- SewerSnort on top of Amigobot, a mobile robot moving at the speed of 1m/s
- Concrete pipe with 1.5m/1.8m diameter

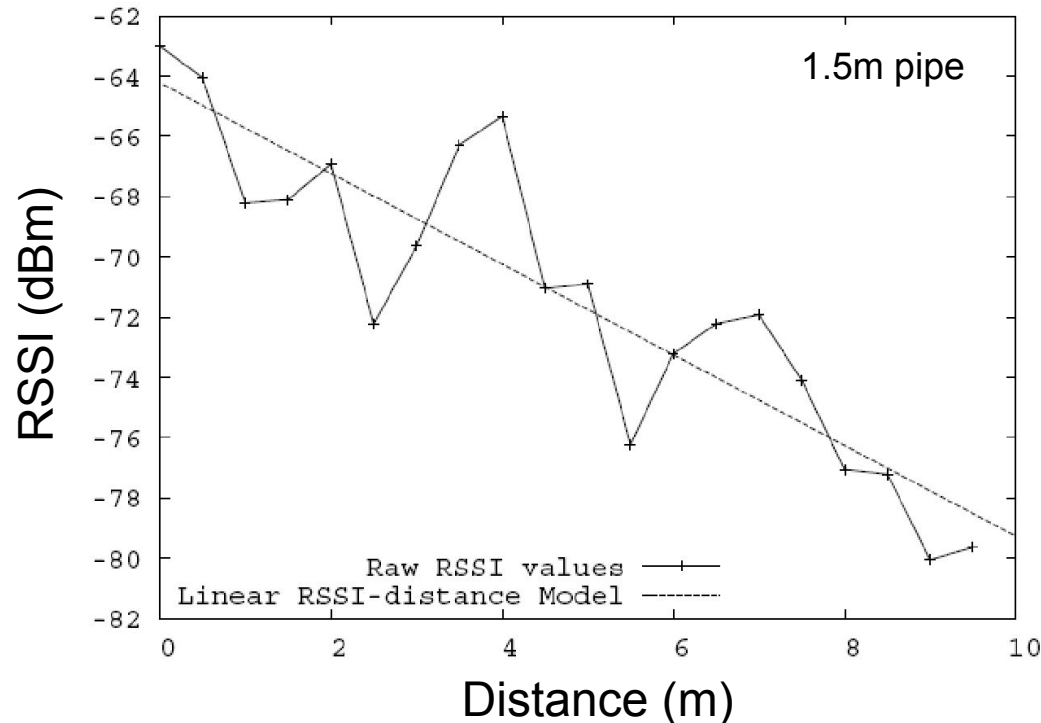


*Rialto Concrete Pipe Company

Field Experiments:

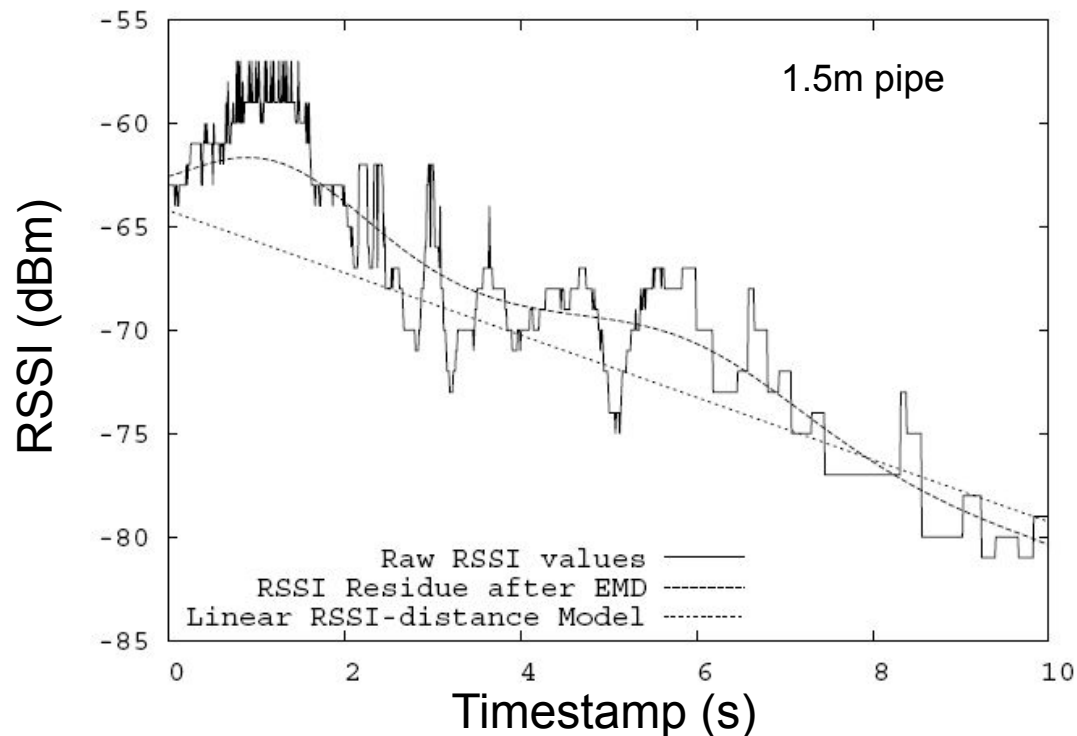
Radio Propagation Model Calibration

- Linear radio propagation model fitting using measured RSSI over distance



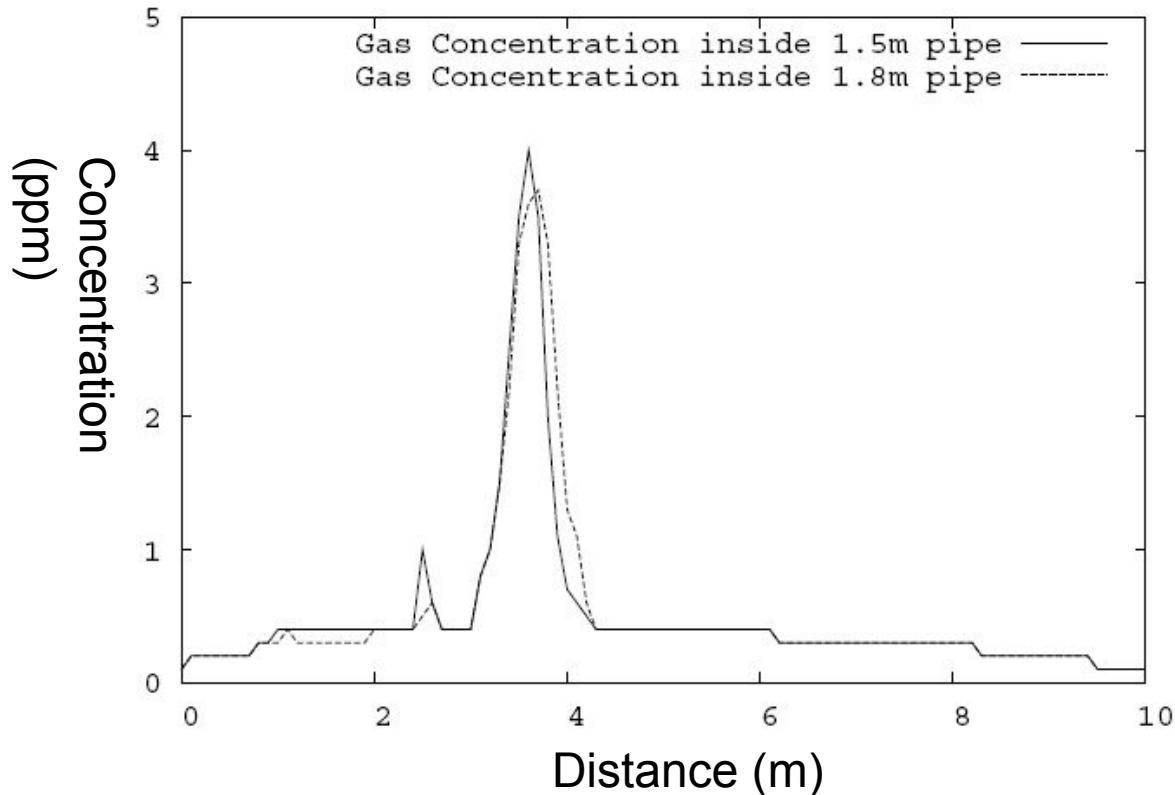
Field Experiments: *Off-line Location Computation*

- After smoothing, tune a constant speed drifting model
- SewerSnort localization (< 5% error)



Field Experiments: *Gas Concentration Measurement*

- Measured H₂S gas concentration (ppm)



Conclusion and Future Work

- SewerSnort enables urban scale sewer gas monitoring
 - Inner-tube shape hull to handle bank suction
 - Ratiometric signal conditioning to generate regulated output voltage, thus maintaining the calibration curve
 - RSSI-based localization with error within 5% over hundred meters
- Demonstrated feasibility via dry-land based experiments
- Future work
 - SewerSnort testing in real sewers
 - Mobility model in sewer pipes
 - Sensor deployment strategies (coverage, connectivity, etc.)